



Krasnodar  
region



**INVESTOR'S  
NAVIGATOR**



## *Contents*

- 1 / Contents*
- 2 / Governor's address*
- 3 / Competitive advantages*
- 4-5 / Location*
- 6 / Strategy 2030: goals and priorities of development*
- 7 / Strategy 2030: flagship projects*
- 8 / Economic districts*
- 9 / Economic and geographical position*
- 10 / Transport and logistics infrastructure*
- 11 / Natural and climatic conditions*
- 12 / Economic potential*
- 13 / Information and financial infrastructure*
- 14-15 / Population and labor force*
- 16-17 / Investment climate*
- 18 / Industrial parks*
- 19 / Investor support infrastructure*
- 20-23 / Mechanism for decision-making on investment project support*
- 24 / State support for investors*
- 25 / Contacts*



**Veniamin Kondratiev**

Governor of the Krasnodar Region

*Dear colleagues  
and partners!*

I would like to invite you to discover the Krasnodar Region.

This is one of the southernmost and warmest regions of Russia.

I am confident that the Krasnodar Region will provide you with business opportunities full of enormous potential. We not only have a beautiful environment and a mild climate, but our region is also a platform for forward-thinking and innovative people.

Today we are one of the most attractive regions in the Russian Federation in terms of investment.

Every year, the business community launches hundreds of new investment projects in our region, and we host many important international business and cultural events. Many domestic and foreign companies from various industries become our reliable partners every year

Having achieved excellent results, these companies are committed to advancing their businesses further here in the Krasnodar Region. In turn, we are committed to supporting a dynamic and progressive economy in the Krasnodar Region.

It is our pleasure to invite you to become our business partners and build successful ventures together.

Do not miss this chance, for tomorrow someone else might snap up your potential investment platform in Krasnodar region.

We believe that new leaders are the driving force behind Russia's economy of the future. Join us!





## Competitive advantages



Unique natural and climatic conditions



The largest agro-industrial center in Russia



Direct access to international foreign trade routes to countries in Europe, the Mediterranean, the Middle East and Central Asia



Developed transport and logistics infrastructure



Large sales market and a skilled labor pool



High living standard and high entrepreneurial activity



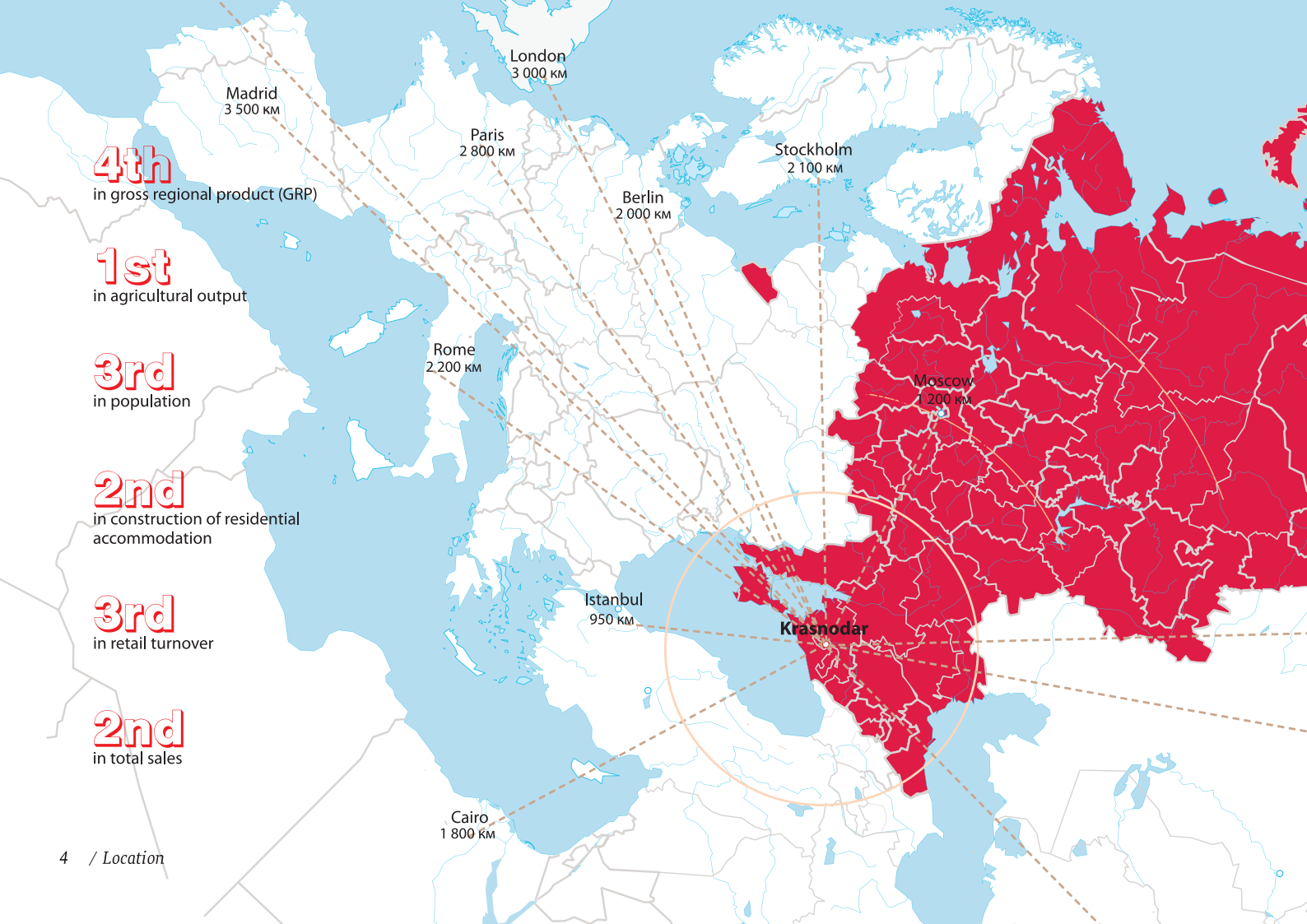
Well-developed information and financial infrastructure

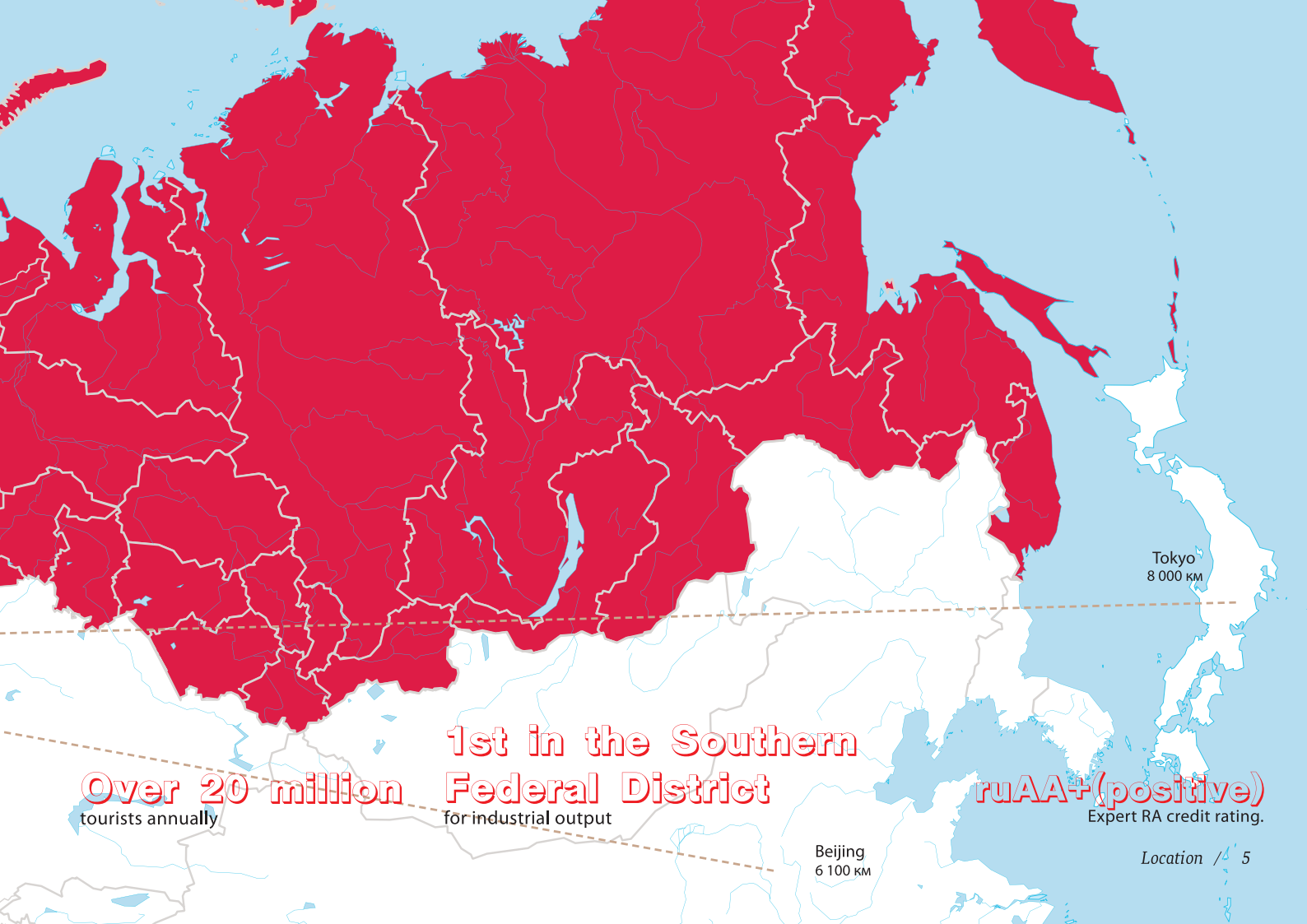


Comprehensive system of state support



Experience in implementing projects of international concern





Tokyo  
8 000 KM

1st in the Southern  
Federal District  
for industrial output

Over 20 million  
tourists annually

ruAA+(positive)  
Expert RA credit rating.

Beijing  
6 100 KM

## Strategy 2030: goals and priorities of development

**Key strategic goal:** Krasnodar Region 2030 to be a global stable competitive region of smart, healthy and creative people, a magnet for talent and entrepreneurs, the leader of Russia's Southern growth pole

### Krasnodar Region by 2030:

	Basic scenario	(Growth at 3;9 %)										
Gross Regional Product (GRP) based on Purchasing Power Parity (PPP) at 2016 prices	<div>X 1,5</div> <table><tr><td>105,7</td><td>128,0</td><td>150,5</td><td>166,4</td><td>181,5</td></tr></table>	105,7	128,0	150,5	166,4	181,5	<div>around 6 200 000 people</div> <table><tr><td>5 542</td><td>5 804</td><td>5 954</td><td>6 089</td><td>6 201</td></tr></table>	5 542	5 804	5 954	6 089	6 201
105,7	128,0	150,5	166,4	181,5								
5 542	5 804	5 954	6 089	6 201								
GRP per head of population based on PPP at 2016 prices	<div>X 2</div> <table><tr><td>19,2</td><td>22,2</td><td>25,5</td><td>27,5</td><td>29,5</td></tr></table>	19,2	22,2	25,5	27,5	29,5	<div>&gt; P1.2 million</div> <table><tr><td>0,842</td><td>1,011</td><td>1,140</td><td>1,204</td><td>1,256</td></tr></table>	0,842	1,011	1,140	1,204	1,256
19,2	22,2	25,5	27,5	29,5								
0,842	1,011	1,140	1,204	1,256								
Industrial production growth compared to 2016	<div>X 2</div> <table><tr><td>1,0</td><td>1,4</td><td>1,7</td><td>1,8</td><td>2,0</td></tr></table>	1,0	1,4	1,7	1,8	2,0	<div>&gt; US\$27 billion</div> <table><tr><td>5,6</td><td>11,1</td><td>16,2</td><td>21,3</td><td>27,1</td></tr></table>	5,6	11,1	16,2	21,3	27,1
1,0	1,4	1,7	1,8	2,0								
5,6	11,1	16,2	21,3	27,1								
Share of non-resource non-energy exports	<div>65%</div>	<div>&gt; 22 million people per year</div> <table><tr><td>15,8</td><td>17,8</td><td>19,1</td><td>20,5</td><td>22,0</td></tr></table>	15,8	17,8	19,1	20,5	22,0					
15,8	17,8	19,1	20,5	22,0								
Accumulated investments in fixed assets since 2018	<div>₽13 trillion</div> <table><tr><td></td><td>2 547</td><td>5 318</td><td>8 859</td><td>13 171</td></tr></table>		2 547	5 318	8 859	13 171	<div>&gt; P50 000</div> <table><tr><td>28,8</td><td>37,2</td><td>43,4</td><td>49,9</td><td>56,8</td></tr></table>	28,8	37,2	43,4	49,9	56,8
	2 547	5 318	8 859	13 171								
28,8	37,2	43,4	49,9	56,8								
Consolidated budget revenues	<div>₽600 billion</div> <table><tr><td>263</td><td>331</td><td>418</td><td>508</td><td>612</td></tr></table> <div>20162021202420272030</div>	263	331	418	508	612	<table><tr><td>2016</td><td>2021</td><td>2024</td><td>2027</td><td>2030</td></tr></table>	2016	2021	2024	2027	2030
263	331	418	508	612								
2016	2021	2024	2027	2030								

## Strategy 2030: flagship projects

The key mechanism for the implementing of the Strategy for Social and Economic Development of Krasnodar Region is 7 flagship projects - priority areas for attracting investment:



**1. An ecologized agro-industrial complex cluster with advanced smart processing**



**2. A tourist and recreation cluster – a single platform of services for vacationers and tourists**



**3. A trade, transport and logistics cluster – the Southern Export-Import Hub**



**4. The Smart Industry Cluster**



**5. A cluster of social and creative industries**



**6. Smart Kuban - Leaders of the Future**



**7. A Territory without Borders**

## *Economic districts*

### Northern

Yeysky, Kanevskoy, Kushchevsky, Krylovsky, Pavlovsky, Starominsky, Leningradsky, Shcherbinovsky Districts (8)

### Central

Primorsko-Akhtarsky, Slavyansky, Kalininsky, Krasnoarmeisky, Krymsky, Abinsky, Timashevsky, Bryukhovetsky, Vyselkovsky, Korenovsky, Ust-Labinsky Districts (11)

### Eastern

Beloglinsky, Novopokrovsky, Tikhoretsky, Kavkazsky, Tbilissky, Gulkevichsky, Kurganinsky, Novokubansky, Uspensky Districts, Armavir (10)

### Foothills

Apsheronsky, Belorechensky, Labinsky, Mostovsky, Otradnensky Districts (5)

### Black Sea

Anapa, Novorossiysk and Gelendzhik, Tuapsinsky District (4)

### Taman subzone

Temryuksky District (1)

### Krasnodar agglomeration

Krasnodar, Dinskoi and Seversky Districts, Goryachy Klyuch (4)

### Sochi agglomeration

Sochi, federal territory of Sirius (2)



## Economic and geographical position

### The administrative center is Krasnodar

*It is bordered by  
Rostov Region in the North,  
Republic of Crimea in the west,  
Stavropol Region in the East,  
Karachai-Cherkess Republic,  
Abkhazia in the South.*

*It has coastline on the Azov Sea and the Black Sea*

More than **1,200 km** of coastline

The region covers **7 548 500 hectares**, including:  
agricultural land - 4 695 300 hectares (62.3%);  
land of settlements - 649 700 hectares (8.6%);  
industrial land- 147 200 hectares (1.9%);  
specially protected lands - 378 700 hectares (5.0%);  
forest - 1 210 900 hectares (16.0%);  
other - 466 700 hectares (6.2%).

The population is **7 million people**.

**Leading sectors of the economy:** agribusiness, construction,  
transport, industry, resorts and tourism, fuel and energy.



## Transport and logistics infrastructure

### Airports:

**4** airports, **3** international;  
**13,7 million** passengers.  
**12,5%** of all passenger air transportation in Russia

### Roads:

**481 km** of roads per 1000 square kilometers  
42,7 thous km total length of roads

### Railways:

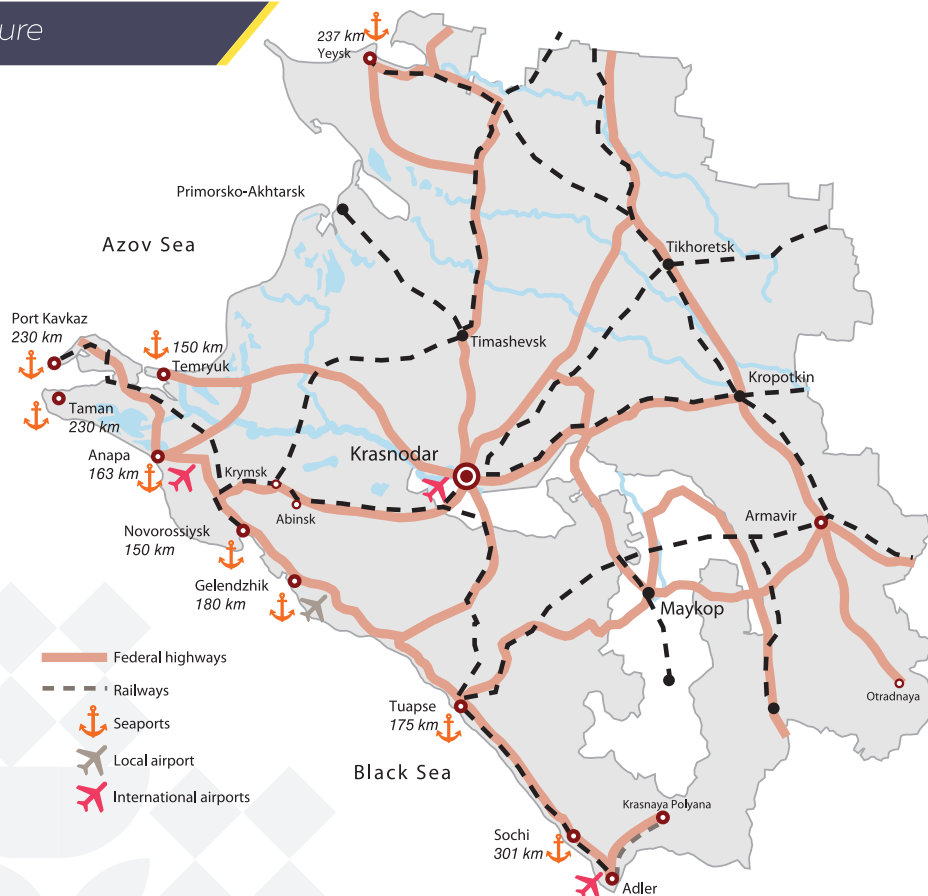
**30%** of the total length of railroads  
in the Southern Federal District  
**2 200 km** of railway.

### Sea ports:

**9** ports;  
**268 million** tons of total cargo turnover.  
(or about 30 % of Russia's foreign trade cargo)

One of the largest networks of logistics centers

Good access to neighboring regions  
of the Southern Federal District





## *Natural and climatic conditions*

**280** sunny days per year

**20% savings** on construction and reduced heating costs

**practically year-round navigation**

4% of the Russian and about 2% of the world's black soils

**1st** in Russia by number of people improving health in sanatoriums

Russia's largest resort, recreational and tourist center - the region accounts for 30% of the volume of tourist services

**3rd** in Russia in agricultural exports

rich hydromineral base

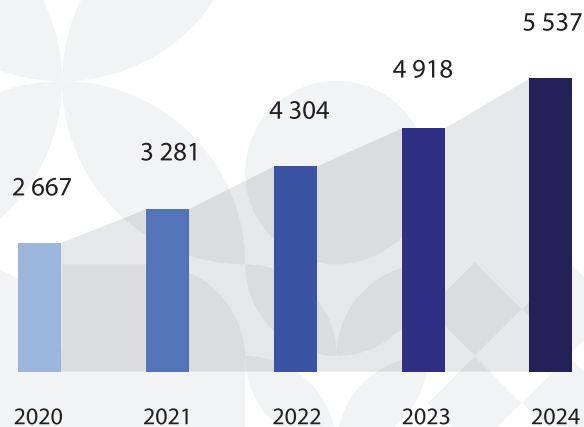
Russia's largest fruit garden

## GRP Dynamics

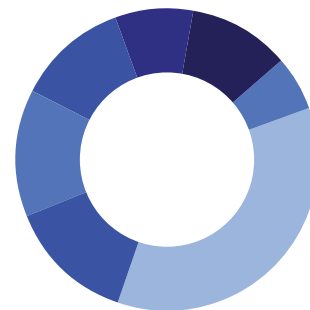
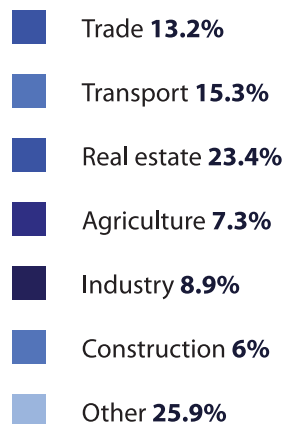
## GRP Structure

**Krasnodar Region's contribution and place in Russia's GDP:** 6th in the Russian Federation, 1st in the Southern Federal District

in absolute terms (P billion):



in relative terms (%):







## *Information and financial infrastructure*

**3rd** in Russia by volume of communication services

**2nd** in Russia by total number of banking institutions

**₽4 trillion** of credits for residents and economics

Among top 5 most active regions in terms of online sales

Portfolio of project financing for construction exceeded  
**₽1.2 trillion - 4th** in the country

IT-park in Krasnodar

## Population and labor force



Among top 4 most popular regions for young people relocation



The average annual population is **7 million people.**

**3rd** largest regional population in Russia.

High level of education, variety of places of employment, healthy social environment and developed consumer culture have turned the Krasnodar Region into a place where a large number of successful professionals seek to move to



Migration gain is – over **30 000 people** annually.

Over 100 nationalities live in harmony

Life expectancy is **73,7 years.**







## Population and labor force



### Average annual number of people employed:

in total – **2 908 thousand people**;  
in manufacturing – **295.4 thousand people**;  
in construction – **285.8 thousand people**;  
in transportation and storage – **255.1 thousand people**;  
in agriculture, forestry, hunting and fish farming – **239.2 thousand people**;  
in hotels and catering – **141.7 thousand people**.



### Average monthly salary - **₽ 58,3 thousand**

**4th** among Russian regions in labor market dynamics.

**Over 35 000** new jobs created over the last 3 years.

**2nd** in Russia by total sales (more than 25 million people)

Total labor resources potential is estimated at **3.5 million people**

**Unique experience** in construction and organization of large-scale international projects: many technical and design solutions were tested here for the first time

**Developed market** of contracting organizations

## *Krasnodar Region in investment ratings*

For many years Krasnodar Region has ranked among the top 10 of Russia's regions with the best investment climate in the country (National Rating of the Investment Environment in the Subjects of the Russian Federation).

According to the annual assessment of the investment potential of Russia's regions (Expert RA rating agency), the Krasnodar Region is among the Russian regions with the highest level of investment attractiveness (Group A-1).

It is one of the top 10 of Russia's regions with minimum investment risks for investors and in the top 5 for investment potential.

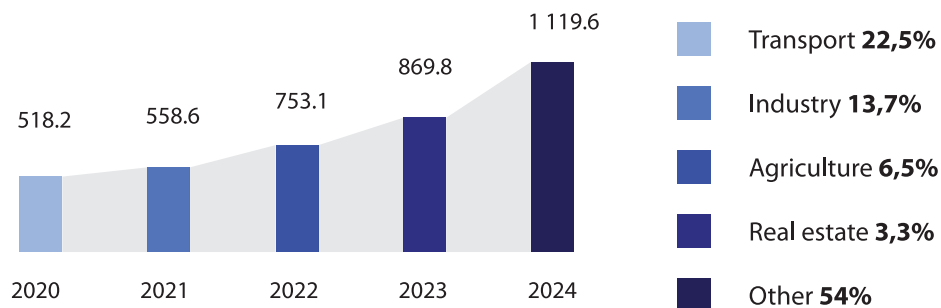
ruAA + (positive) - credit Rating (Expert RA).

## *Dynamics of the number of investment projects implemented and their value*

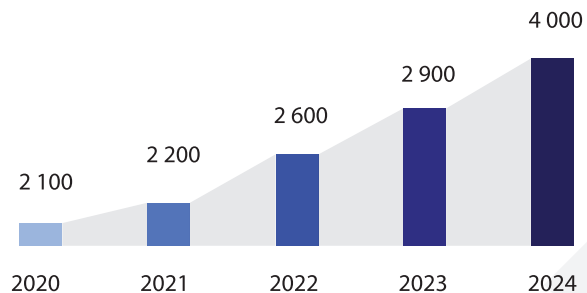
Indicator/Timeline (years)	2020 r.	2021 r.	2022 r.	2023 r.	2024 r.
Number of major projects (over ₹100 million)	133	150	159	210	158
Investment volume, ₹ billion	84,6	220,0	110,1	225,9	218,6
Number of new jobs created, in thousands	3,4	6,8	4,0	8,1	5,1

52% of the largest projects in the Southern Federal District (by number) and 68% (by value) are implemented in the Krasnodar Region. On average, more than 150 large projects (worth more than ₹100 million) are implemented per year. About 30% are projects worth over ₹1 billion.

## Dynamics and structure of investments in fixed assets, P billion



## Dynamics of the investment portfolio, P billion



The investment project portfolio of the Krasnodar Region is one of the most significant in the country in terms of value and diversified nature and it has also shown positive dynamics since 2015.

The Krasnodar Region has traditionally been among the top 5 Russian regions in terms of involvement in development plans up to 2035 and infrastructure projects.

## Industrial and technology parks

### INDUSTRIAL PARKS



#### «Krasnodar» Industrial park.

Location: Krasnodar, Dorozhnyi village.  
Total area: 236,6 hectares.

#### «Dostoyanie» Industrial park.

Location: Kavkazsky District, Kropotkin.  
Total area: 13,3 hectares.

#### «Kuban» Industrial park.

Location: Ust-Labinsky District, Ust-Labinsk.  
Total area: 61,9 hectares.

#### «Kompresornyy» Industrial park.

Location: Krasnodar.  
Total area: 23 hectares.

#### «WB Kuban» Industrial park.

Location: Krasnodar.  
Total area: 66,4 hectares.

#### «Crown» Industrial park.

Location: Dinskoy District.  
Total area: 22 hectares.

#### «Region 23» Industrial park.

Location: Mostovskoy District.  
Total area: 31 hectares.

#### «Armavir» Industrial park.

Location: Armavir.  
Total area: 91 hectares.

#### «Russian Industrial Corporation» Industrial park

Location: Armavir.  
Total area: 32,3 hectares.

#### «Kopanskoy» Industrial park

Location: Krasnodar, Kopanskoy village.  
Total area: 38,3 hectares.

### TECHNOLOGY PARKS



#### «AETZ»

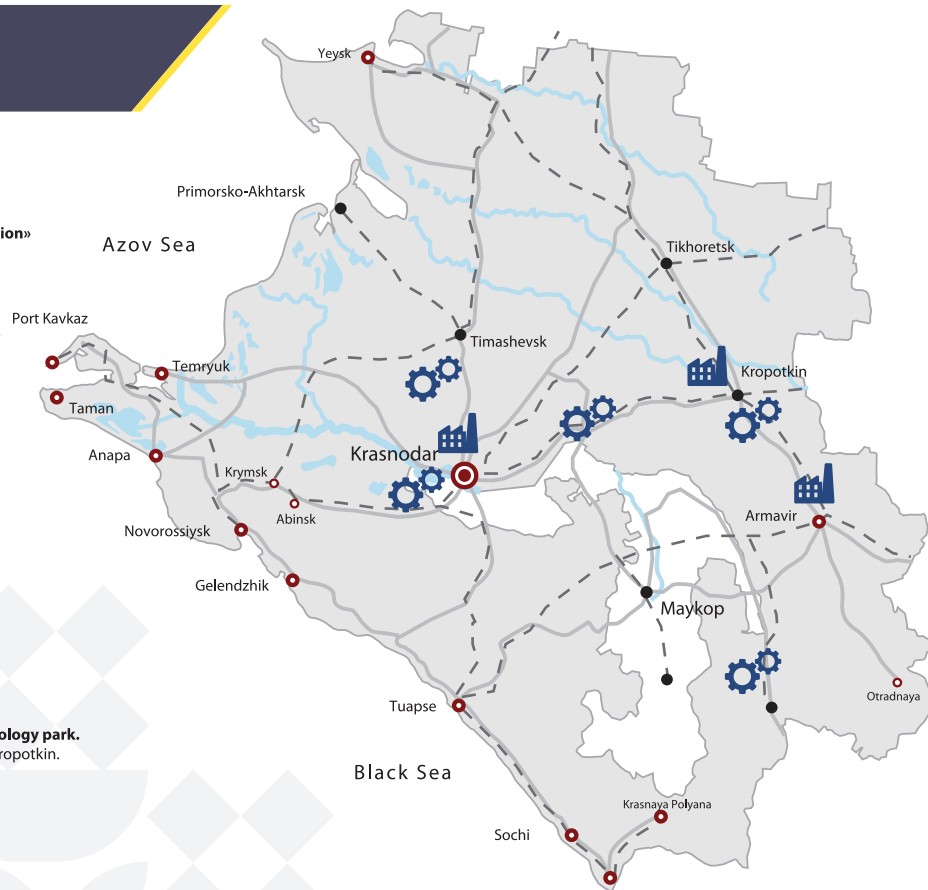
Industrial technology park.  
Location: Armavir.  
Total area: 6,3 hectares.

#### «RAP Technopark»

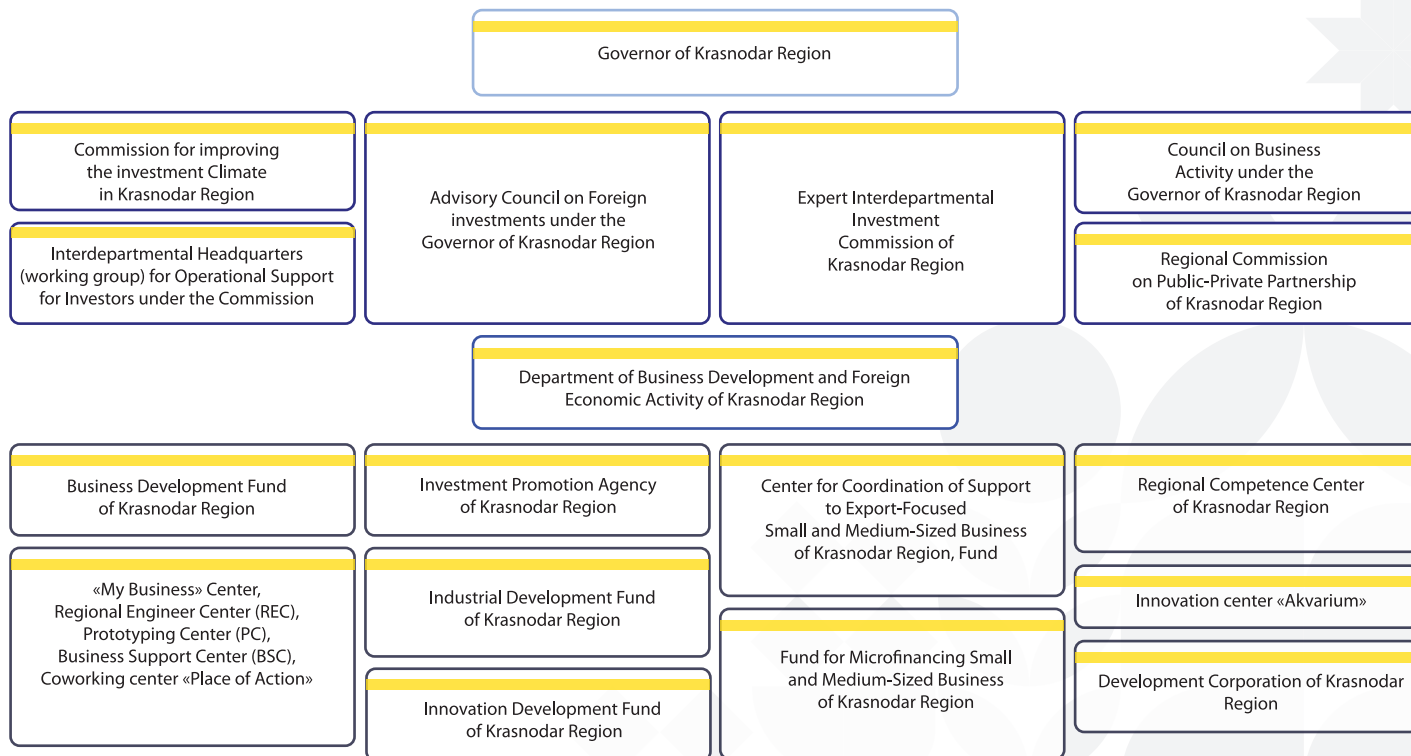
Industrial technology park.  
Location: Krasnodar.  
Total area: 4,3 hectares.

#### «Galanovo» Industrial technology park.

Location: Kavkazsky District, Kropotkin.  
Total area: 3,1 hectares.



## Investor support infrastructure



## Mechanism for decision-making on investment project support

(approved by Order of the Department of Investment and SME Development of the Krasnodar Region No. 70 "On approval of the procedure for supporting investment projects being implemented and (or) planned for implementation in the Krasnodar Region" dated 19.07.2016)

### Applicant (investor)



#### Department of Business Development and Foreign Economic Activity of the Krasnodar Region (KR) (authorized authority)

**Processing period  
(up to 3 business days)**

**Making a decision and drawing up a protocol  
on investment project support  
(up to 2 business days)**



return of documents  
(up to 2 business days)

notification  
of acceptance  
for support  
(up to 2 business days)

- Sends an application with a set of documents on the project in accordance with the Procedure for supporting investment projects

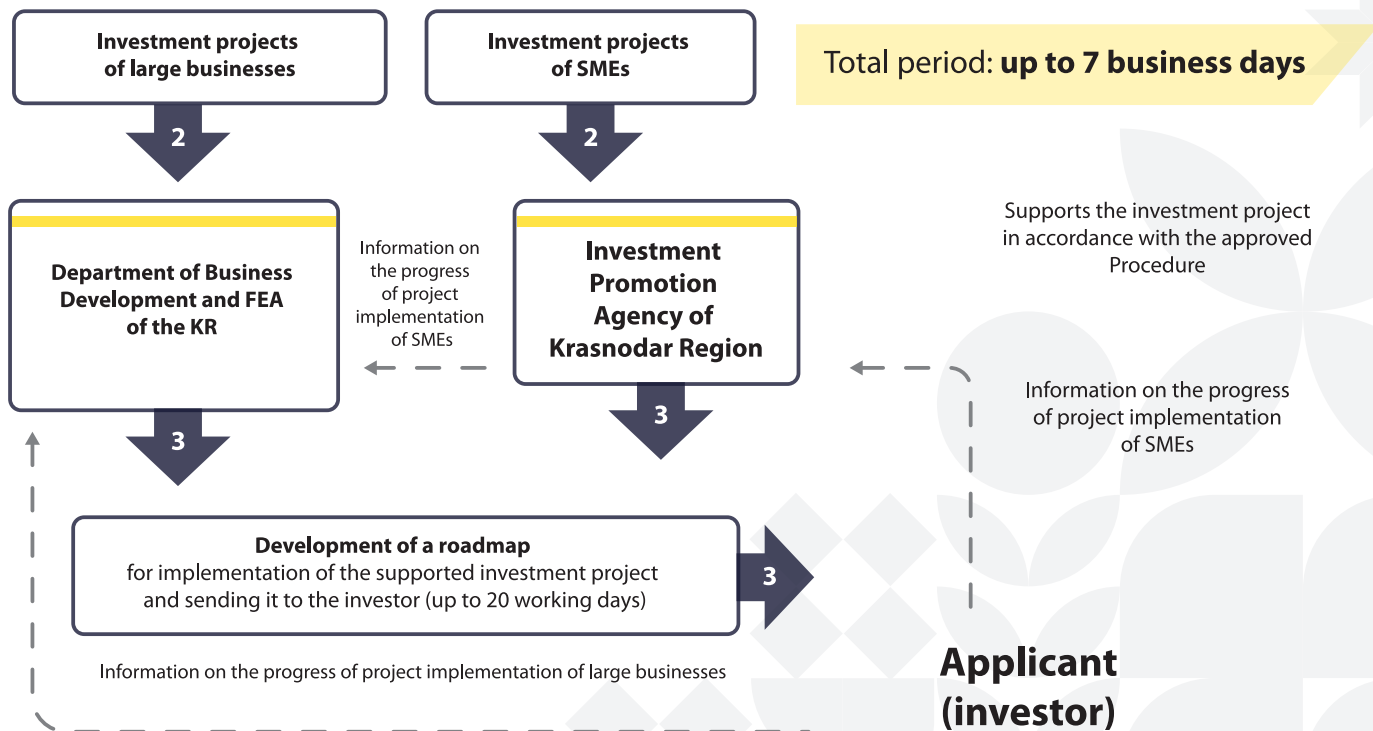
- Checks completeness of documents and gets additional information from the register of SMEs, Unified State Register of Legal Entities, Unified State Register of Individual Entrepreneurs

Requirements for the investor:  
- should not be in the process  
of liquidation, bankruptcy





## Mechanism for decision-making on investment project support



## *Mechanism for investment project support (based on single window principle)*

### **Investment Promotion Agency of Krasnodar Region (specialized organization)**

Pre-investment stage



**Selection of an  
investment site based  
on the project parameters**



**Identification of possible  
measures of state  
support for the project**



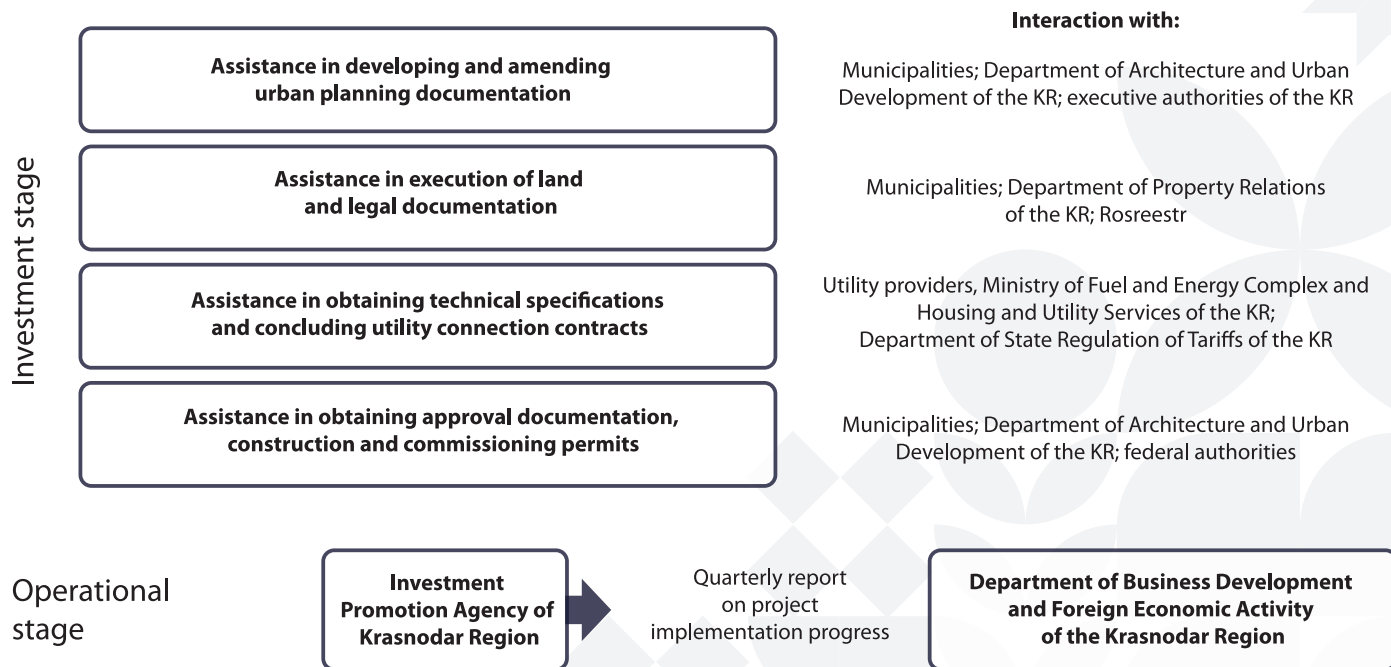
**Infrastructure audit**



**Development of a scheme  
and search for sources  
of the project financing**

## *Mechanism for investment project support (based on single window principle)*

### **Investment Promotion Agency of Krasnodar Region**



## *State support for investors and businesses*

- Seamless support at all stages of the life cycle: from an idea to getting an access to foreign markets
- One of the best regional development and support institutions in Russia

In total, **more than 210** main forms of state support for investors are available in Krasnodar Region. The region provides financial state support in the amount of over **₽48 billion** a year.

New mechanisms to support investors are launched in the region every year. You can find the current list of state support on Krasnodar Region investment portal **investkuban.ru**.





## Contacts

**Single window service for investors in the region:**  
Investment Promotion Agency of Krasnodar Region

### **Direct line for investors:**

+7 (800) 707-07-11

### **Hot line:**

+7 (861) 251-77-64

Investment Promotion Agency  
of Krasnodar Region

+7 (800) 444 46 54

+7 (861) 991 33 31



Investment  
Promotion Agency  
of Krasnodar Region



Krasnodar Region  
Investment Portal:  
**investkuban.ru.**













**Krasnodar  
region**

